



Activity title

Stylish Shadows

Time required

1 hour

Activity summary

Making shadow puppets

By the end of this activity, you will be able to:

- Know that shadows are created by blocking the path of light
- Use scissors to make a graphic product

What equipment will you need?

Parts and components:

Card, masking tape, craft stick or straw


For the extension activity: tracing paper (for screen) and a large box.

Tools and resources:

Scissors and a torch

How to do it


Light travels from a light source onto a surface. When some of the light is blocked, it creates a shadow. One use of shadows is to make shadow puppets.



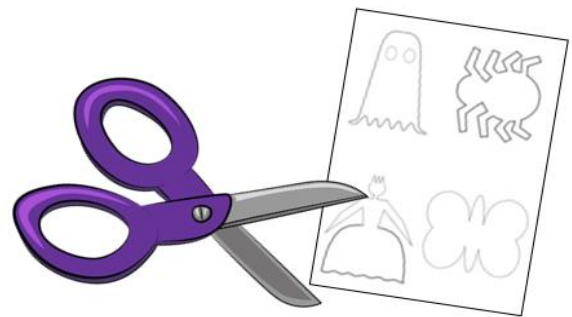
Activity title: Stylish Shadows

Now try this

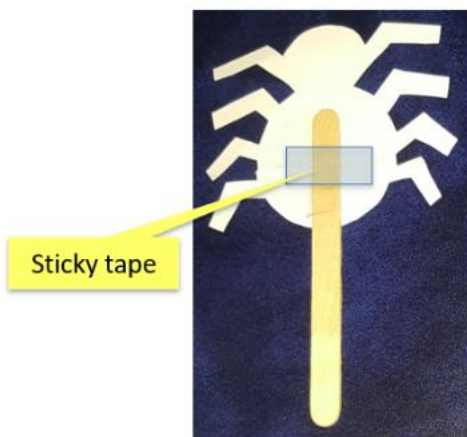
1. Choose the shape for your shadow puppet (large templates to cut-out or trace can be found at the end of this resource).




2. Cut it out using scissors.




3. Attach a craft stick or straw to one side using a piece of sticky tape.



4. Set up a torch so it shines onto a tracing paper screen. Put the shadow puppet not the beam of light, so it appears on the screen.



Activity title: Stylish Shadows




For an example of a school making a shadow puppet, look at:
<http://www.prendergastcpschool.org.uk/making-shadow-puppets/>

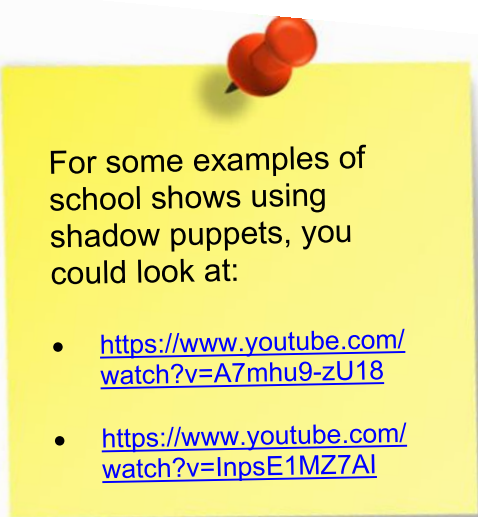
You could also

1. See how the size of the shadow changes when you move it closer to the light source or screen.
2. Design and make your own shadow puppet characters.

Further activities you could carry out



1. Use a large box to build a 'theatre' to hold the screen that the shadows appear on.
2. Create a short play using your shadow puppets.



For some examples of school shows using shadow puppets, you could look at:

- <https://www.youtube.com/watch?v=A7mhu9-zU18>
- <https://www.youtube.com/watch?v=lnpsE1MZ7A>

Activity title: Stylish Shadows

What results were expected?


Examples of completed shadow puppets



Activity title: Stylish Shadows

Templates to use

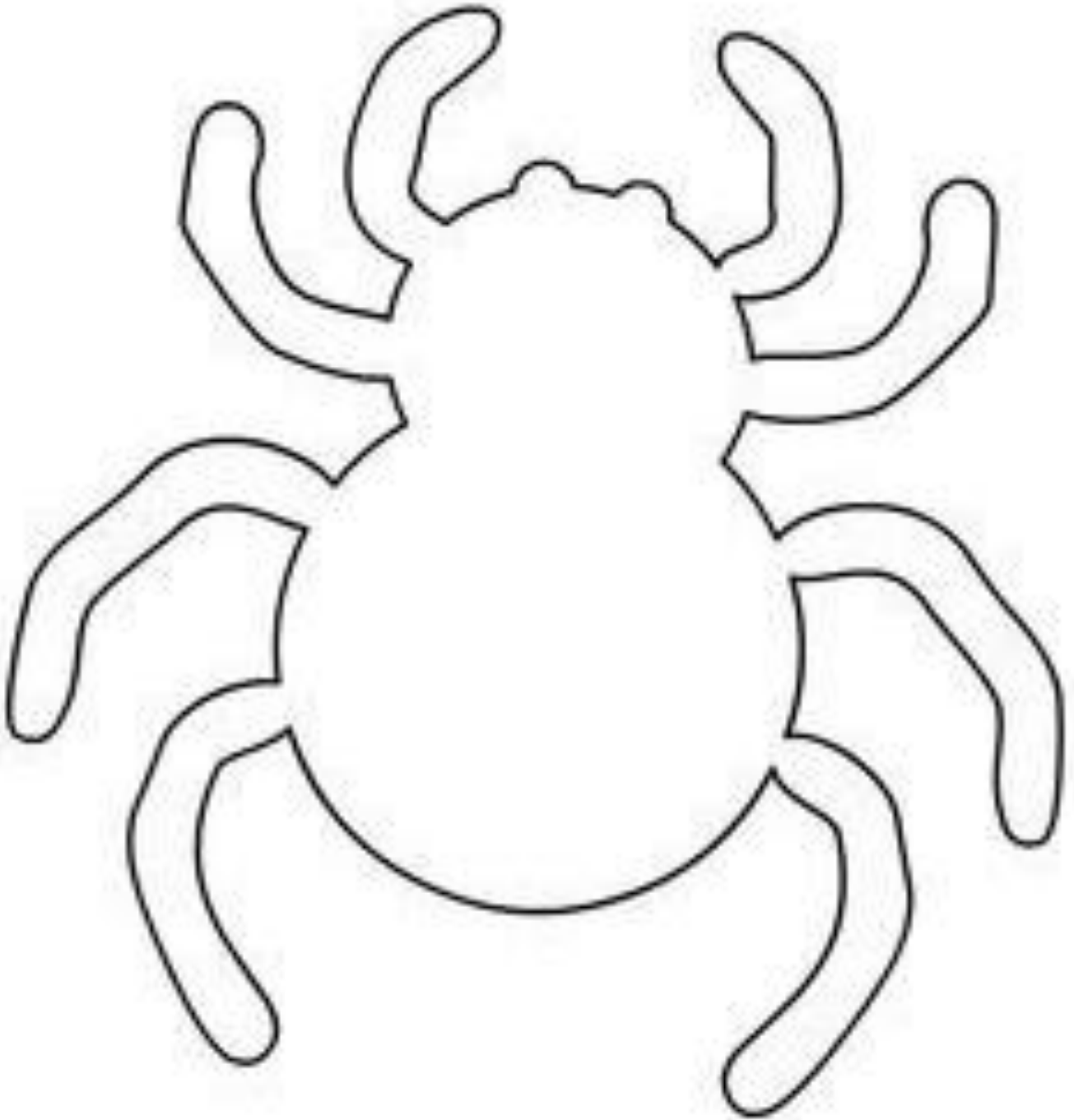
Ghost template:





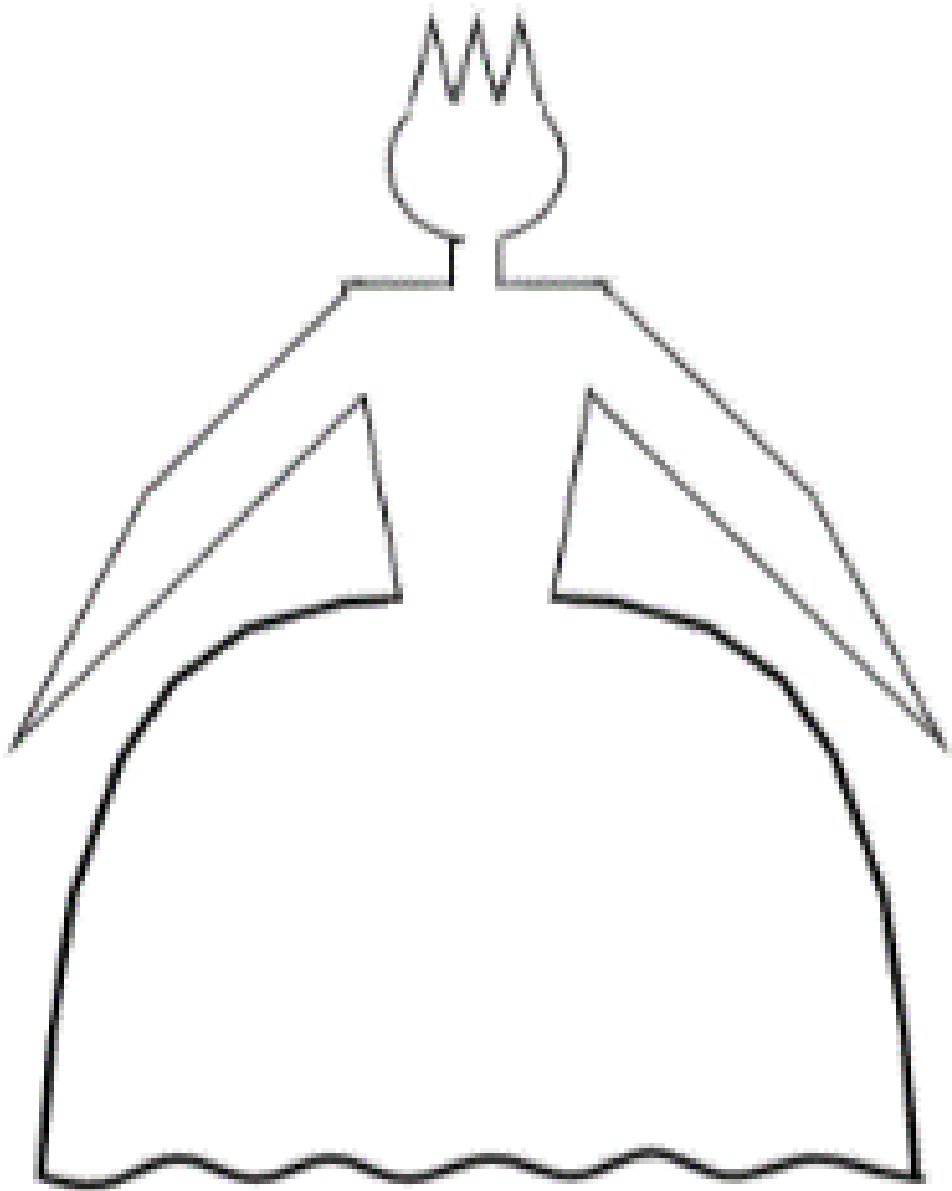
Activity title: Stylish Shadows

Spider template:



Activity title: Stylish Shadows

Princess template:



Activity title: Stylish Shadows

Butterfly template:

