

## Activity title

### Build a bunny

#### Stay safe

Whether you are a scientist researching a new medicine or an engineer solving climate change, safety always comes first. An adult must always be around and supervising when doing this activity. You are responsible for:

- ensuring that any equipment used for this activity is in good working condition
- behaving sensibly and following any safety instructions so as not to hurt or injure yourself or others

Please note that in the absence of any negligence or other breach of duty by us, this activity is carried out at your own risk. It is important to take extra care at the stages marked with this symbol: ⚠

#### Time required

1 hour

#### Activity summary

If you like all of the animals associated with Easter this could be a great activity for you! Here you can try to make a bunny from card strips and once complete why not try to make another Easter animal in the same way.

#### What equipment will you need?


- Build a bunny handout
- Scissors
- Glue
- Colouring pencils/pens (optional to colour in your bunny before assembly)

#### How to do it

##### Step 1 ⚠

Carefully cut along all the solid outlines of the build a bunny handout (or draw your own templates for different Easter animals and cut them out). Then fold the ears on the dotted line.



If you would like to colour your bunny in it would be best to do it at this stage before gluing it together.



## Activity title: Spring / Easter



### Step 2

Fold the strips in half and glue the body strips together.



### Step 3

Make the body by pulling opposite strips in turn towards the centre and gluing them together. You should end up with a rough ball shape.



### Step 4

Repeat Step 3 to make the head and then stick the head of your bunny to the body.



### Step 5

Next, add the face by sticking on the eyes, nose and ears.

**Well done – your bunny should now be complete!**

## Easter fun

After all that hard work, here are some cracking jokes to make you smile:

- **What does a bunny like to dance to?**  
Hip-hop.
- **How does the Easter bunny stay in shape?**  
Eggs-ercise.
- **What did the rabbit say to the carrot?**  
I'd like to get to gnaw you.



## Activity title: Spring / Easter

### Easter world records

- The largest chocolate egg weighed 7,200 kg and was made in Italy.
- The largest Easter egg hunt consisted of 501,000 eggs that were searched for by 9,753 children and their parents in Florida in 2007.
- The largest hot cross bun weighed 168 kg and was made in Bolton, UK in 2012.
- The most expensive non-jewelled chocolate egg sold at auction for £7,000 in London in 2012.

### Unscramble these Easter words

1. aldfidol

2. elahctooc

3. gutehng

4. eatskb



5. kicshc

6. taefs

7. aitrbb

8. hrhccu

9. tneobn

10. valefsti

Answers:  
1. Daffodil, 2. Chocolate, 3. Egg hunt, 4. Basket, 5. Chicks, 6. Feast, 7. Rabbit, 8. Church, 9. Bonnet, 10. Festival

